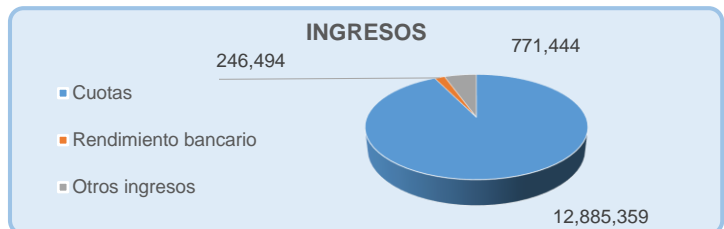
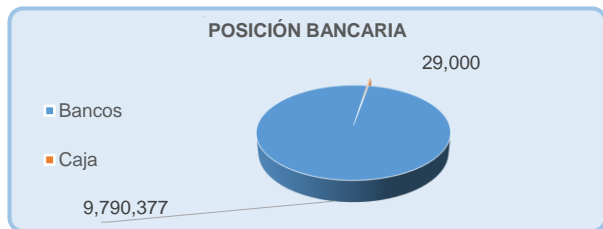
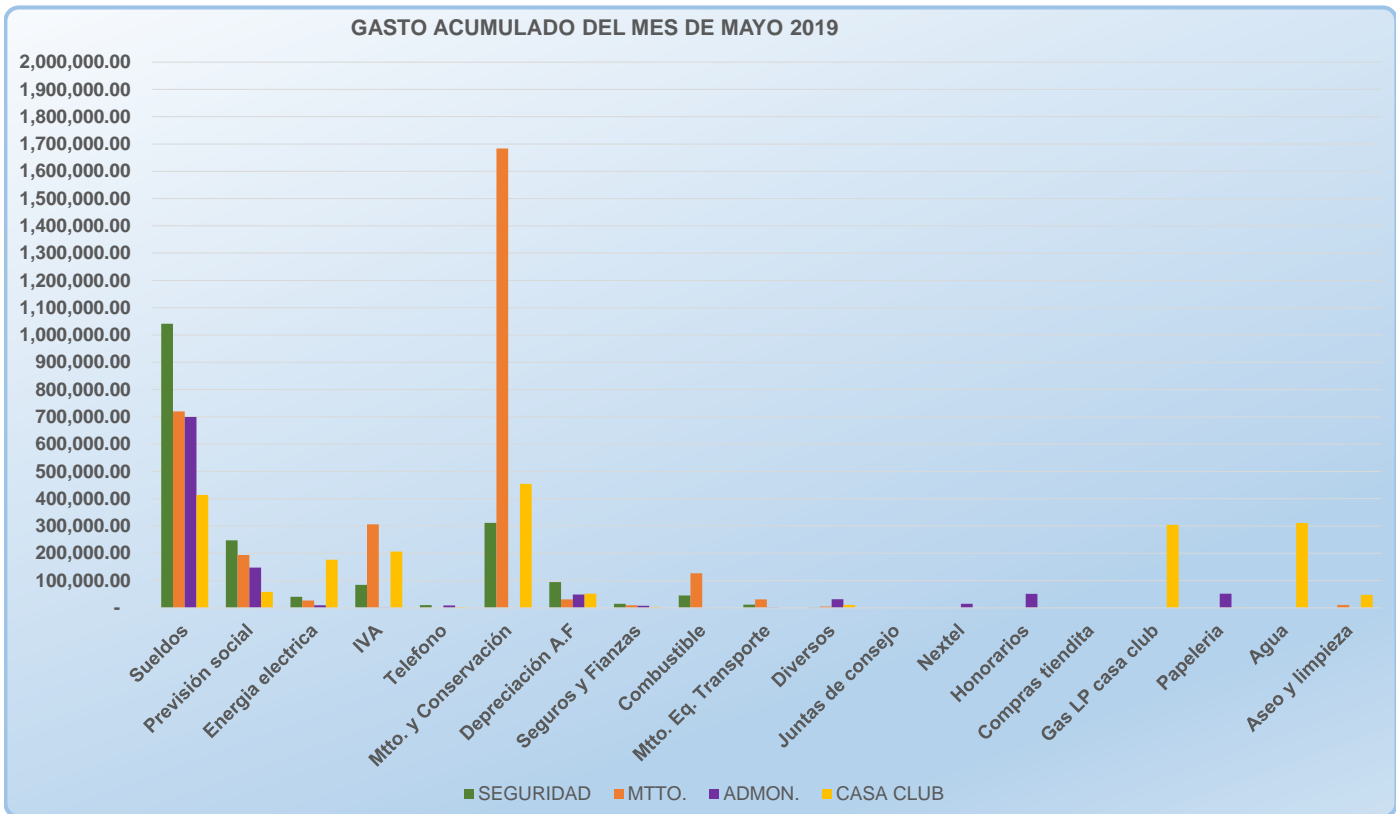


ASOCIACIÓN DE CONDOMINOS DE HACIENDA VALLECONDIDO, A.C.  
 GRAFICAS DE INGRESOS, GASTOS Y EFECTIVO DEL MES DE MAYO 2019



CONCEPTO	SEGURIDAD	MTTO.	ADMON.	CASA CLUB
[1] Sueldos	1,041,205.28	719,808.29	699,786.63	413,619.27
[2] Previsión social	247,516.14	193,990.25	147,925.62	58,535.76
[3] Energía eléctrica	40,726.73	27,032.73	9,592.24	176,537.32
[4] IVA	84,344.79	306,140.27	37.79	206,282.10
[5] Telefono	9,906.06	-	8,608.60	2,366.40
[6] Mtto. y Conservación	311,511.54	1,683,314.53	-	454,304.35
[7] Depreciación A.F	94,703.00	30,745.21	48,750.81	51,983.60
[8] Seguros y Fianzas	14,802.08	9,412.20	7,931.13	2,961.10
[9] Combustible	45,426.88	126,802.85	-	-
[10] Mtto. Eq. Transporte	11,710.00	31,227.31	1,134.00	-
[11] Diversos	1,247.50	4,756.00	31,425.40	10,714.52
[12] Juntas de consejo	-	-	-	-
[13] Nextel	-	-	14,850.47	-
[14] Honorarios	-	-	51,285.37	-
[15] Compras tiendita	-	-	-	-
[16] Gas LP casa club	-	-	-	304,555.90
[17] Papelería	-	-	52,085.85	452.58
[18] Agua	-	-	-	310,953.91
[19] Aseo y limpieza	-	10,398.10	-	47,698.14
[20] Asamblea	-	-	30,318.88	-
[21] Lavandería	-	-	-	43,583.30
[22] Tenencias, Impts. y derechos	-	7,276.00	51,737.68	-
[24] Honorarios	-	-	-	-
[25] Arrendamiento Eq. Computo	-	-	12,750.00	-
[26] Servicio de SKY	-	-	-	4,048.37
<b>Suma</b>	<b>1,903,100</b>	<b>3,150,904</b>	<b>1,168,220</b>	<b>2,088,597</b>
				<b>8,310,821</b>

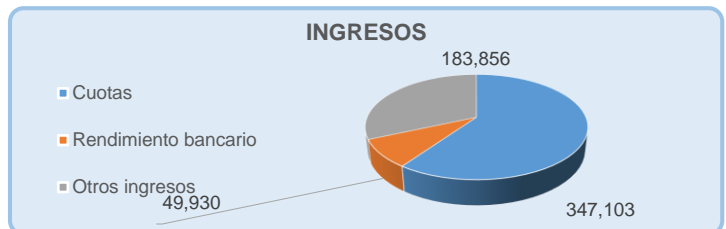
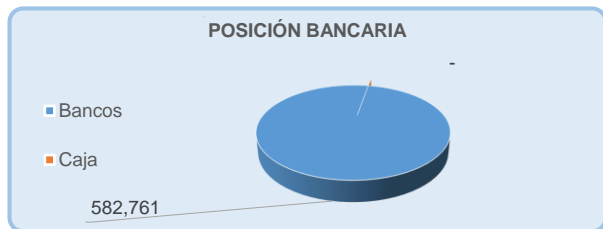
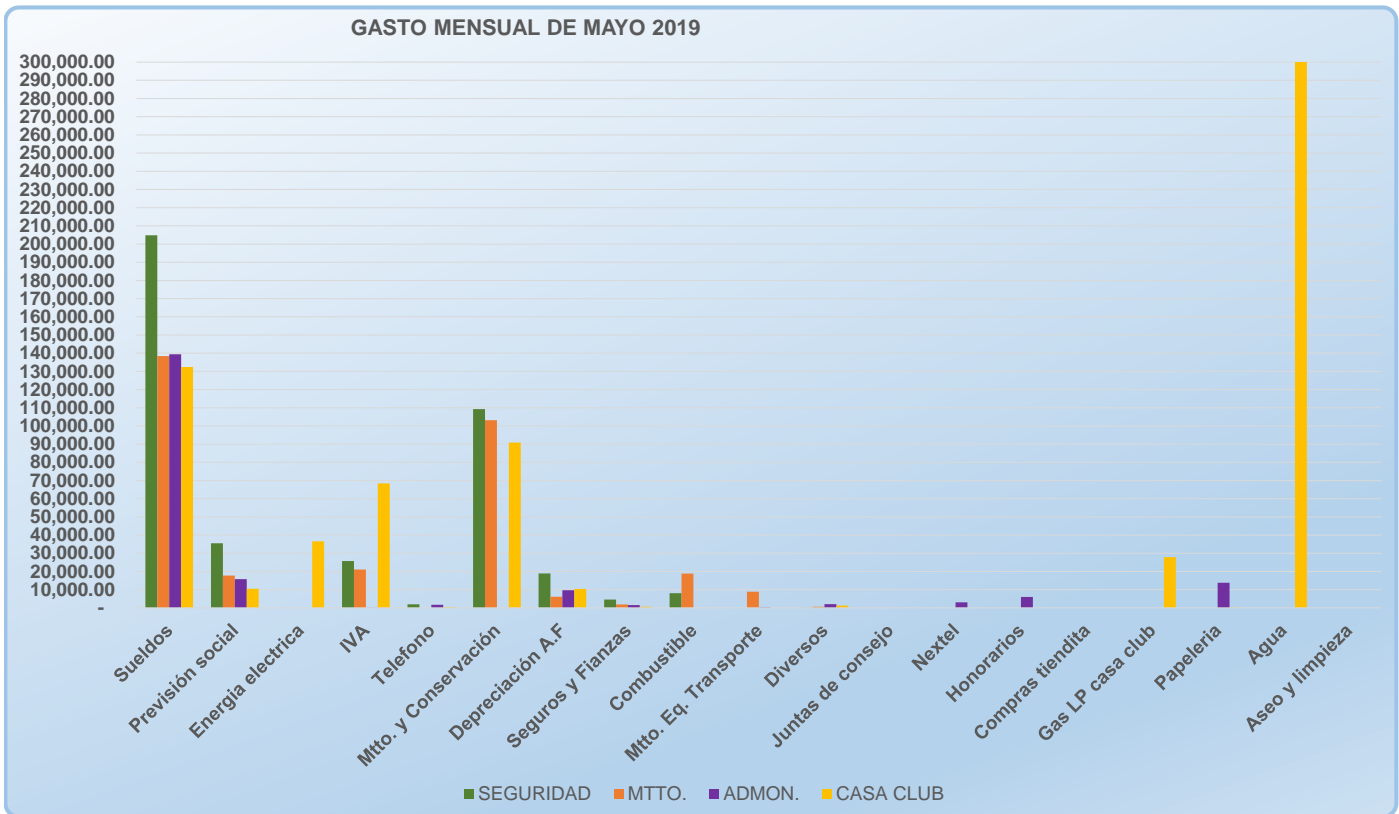
**BANCOS**

[30] Bancos	9,790,377
[32] Caja	29,000

**INGRESOS**

Cuotas	12,885,359
[40] Rendimiento bancario	246,494
[50] Otros ingresos	771,444

ASOCIACIÓN DE CONDOMINOS DE HACIENDA VALLECONDIDO, A.C.  
 GRAFICAS DE INGRESOS, GASTOS Y EFECTIVO DEL MES DE MAYO 2019



CONCEPTO	SEGURIDAD	MTTO.	ADMON.	CASA CLUB	
[1] Sueldos	204,779.66	138,451.88	139,396.54	132,439.77	
[2] Previsión social	35,557.82	17,789.27	15,778.41	10,517.93	
[3] Energia electrica	-	-	-	36,559.48	
[4] IVA	25,747.45	21,077.12	13.79	68,471.90	
[5] Telefono	1,981.90	-	1,722.41	473.28	
[6] Mtto. y Conservación	109,250.76	103,137.98	-	90,885.31	
[7] Depreciación A.F	18,940.60	6,084.69	9,677.77	10,396.72	
[8] Seguros y Fianzas	4,568.32	1,882.44	1,547.25	592.22	
[9] Combustible	8,083.90	18,801.77	-	-	
[10] Mtto. Eq. Transporte	-	8,849.78	280.00	-	
[11] Diversos	60.00	619.00	2,079.11	1,283.00	
[12] Juntas de consejo	-	-	-	-	
[13] Nextel	-	-	3,008.62	-	
[14] Honorarios	-	-	6,031.48	-	
[15] Compras tiendita	-	-	-	-	
[16] Gas LP casa club	-	-	-	27,900.25	
[17] Papeleria	-	-	13,818.67	150.86	
[18] Agua	-	-	-	310,297.91	
[19] Aseo y limpieza	-	-	-	-	
[20] Asamblea	-	-	4,394.50	-	
[21] Lavanderia	-	-	-	14,177.00	
[22] Tenencias, Impts. y derechos	-	-	8,469.47	-	
[24] Honorarios	-	-	-	-	
[25] Arrendamiento Eq. Computo	-	-	2,550.00	-	
[26] Servicio de SKY	-	-	-	599.00	
<b>Suma</b>	<b>408,970</b>	<b>316,694</b>	<b>208,768</b>	<b>704,745</b>	<b>1,639,177</b>

**BANCOS**

[30] Bancos	582,761
[32] Caja	-

**INGRESOS**

Cuotas	347,103
[40] Rendimiento bancario	49,930
[50] Otros ingresos	183,856